



Attention On-Campus Residents!

Activate your **FREE** HBO Max account with these easy steps.

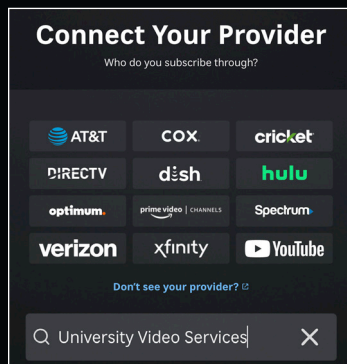
Step 1

Scan the QR code or go to HBOMax.com/providers.




Step 2

Search for and select **"University Video Services"**.



Step 3

Select your school.



Step 4

Log in with your school credentials.

Login to University

Login

Password

☐ Don't Remember Me

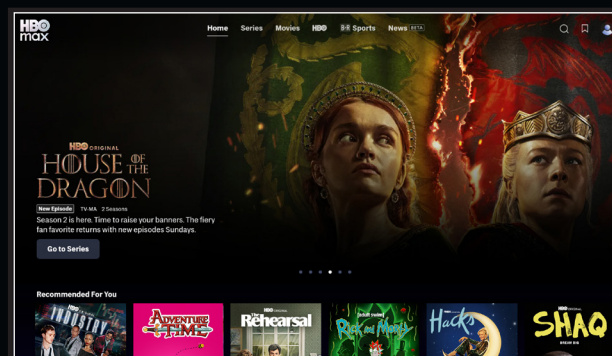
Submit

Change your password

Contact the helpdesk

Step 5

Start watching your favorite shows and movies!



TO LEARN MORE, GO TO WWW.HBOMAXTOOLKIT.COM